



BOOTH DESIGN REGULATIONS & HALL DESCRIPTIONS

VU Dec. 2nd, 2022

SUMMARY

BOOTH PROJECT VALIDATION	24
TAKING POSSESSION OF YOUR BOOTH	24
DECORATION	24
RE-USED BOOTHS	24
MAXIMUM HEIGHT LIMITS	24
CLEARANCE LIMITS	25
PARTITIONS	25
OPENING ONTO AISLES	25
LIGHTING TRUSSES	25
SUSPENDING FROM THE ROOF STRUCTURE	25
FALSE CEILING	26
BOOTH BOUNDARIES	26
SIGNS/STRUCTURE	26
TETHERED BALLOONS	26
ILLUMINATED SIGNS	26
SUSPENDING FROM THE ROOF STRUCTURE OR OTHER EXISTING STRUCTURES	26
THE HALL'S PERMANENT WALL AND COLUMN CLADDING	27
PERMANENT FIRE HOUSE POINT (PFHP) PILLARS	27
EXHIBITION HALL FLOORS, PILLARS AND WALLS	27
AISLE CARPETING	27
UPPER FLOOR (MEZZANINE)	27
HEALTH AND SAFETY – STORAGE AREAS AND ACCEPTABLE OVERLOADS	27
DAMAGES	27
EXHIBITED WORKING MACHINES AND APPLIANCES	27
NOISE POLLUTION – MUSIC	27
BOOTH: VIEW FROM ABOVE	27
BOOTH: FRONT VIEW	29

BOOTH DESIGN REGULATIONS & HALL DESCRIPTIONS



VU Dec. 2nd, 2022

VERY IMPORTANT

By signing the registration form, the Exhibitor agrees to abide by all the clauses mentioned in the general regulations and to ensure that any decorators, installers or contractors also abide by them. The Exhibition Organizer reserves the right, for any installation which does not comply with the booth design regulations or which disturbs neighboring exhibitors or the public, to have the booth modified or removed by the booth contractor. This regulations has been established in order to allow visitors to discover the exhibition in the best conditions.

BOOTH PROJECT VALIDATION

To validate your booth project, you must submit two dimensional booth layouts indicating a ground and an elevation view, along with the document "[CERTIFICATE OF COMMITMENT TO REPAIR THE MANDATORY SITE](#)" to DECOPLUS for approval **before March 17th, 2023**:

DECOPLUS

+33 (0)9 67 78 93 85 – @ jecplan@free.fr

All exhibitors (of bare booths) need approval from **DECOPLUS** for the authorization to build their booth at the Exhibition.

The technical service will check all and could refuse any that are not compliant with the approved project. **A fine will be applied if the booth fails to comply with the validation of the project that was approved by Decoplus (€560 excl. VAT / sqm)**. The technical service reserves the right to commission a report attesting to the structural stability of the a certified inspection body and at the exhibitor's expense.

TAKING POSSESSION OF YOUR BOOTH

JEC GROUP now allows early set-up under certain circumstances (since JEC World 2018). The rules for **JEC WORLD** are as follows:

- **Bare booths >200 sqm:**
from 7 am on Friday April 21st 2023 **on request only**
(early set-up free of charge on April 21st and 22nd, 2023)
- **Bare booths from 80 to 199 sqm:**
from 7 am on Saturday April 22nd 2023, **on request only**
(early set-up free of charge on Saturday April 22nd, 2023 – cost of early set-up on Friday April 21st, 2023: indivisible flat rate of €1,120 excl. VAT per day)

- **Bare booths <80 sqm:**

from 7 am on Sunday, April 23rd, 2023
(you can ask for an early set-up for April 21st and 22nd, 2023.
Cost: indivisible flat rate of €1,470 excl. VAT per day)

- **Equipped booths:**

Monday April 24th, 2023 at 9 am **ONLY**

CAUTION: without approval for an early set-up by **CLASQUIN FAIRS & EVENTS**, bare booth exhibitors won't be able to access the halls before 7 am on April 23rd, 2023.

NOTICE: For machines that require lifting equipment, there is no additional charge for early arrival. All exhibitors with a machine on their booth that requires lifting equipment to be installed must arrive on April 21st, 2023 (schedule to be determined). The official **JEC WORLD** supplier, **CLASQUIN FAIRS & EVENTS**, will be the only handler authorized to enter the halls with motorized and lifting equipment. **Every motorized engine needs an exemption from JEC WORLD, CLASQUIN FAIRS & EVENTS to access the hall.**

DECORATION

Each exhibitor is solely responsible for the decoration of their booth. The Organizer is in charge only of the hall decoration. Booth decorations must be kept within the limits of the booth.

RE-USED BOOTHS

Re-used booths are subject to **JEC WORLD** Booth Design Regulations in the same way as newly built booths. They must be approved by **DECOPLUS**.

MAXIMUM HEIGHT LIMITS

Booth structure must take into account the following height limits:

- **Construction maximum height from the ground:** 5 m
- **Maximum height for signs:** 5 m
- **Maximum height for separating partitions:** 5 m
(minimum: 2.40 m)
- **Maximum height for lighting trusses (without signs):** 6 m.

BOOTH DESIGN REGULATIONS & HALL DESCRIPTIONS



VU Dec. 2nd, 2022

CLEARANCE LIMITS

Booth structures must take into account the following clearance limits:

- **From aisles:** no limit
- **From separating partitions:** 1 m for any sign.

PARTITIONS

Minimum height: 2.40 m; maximum: 5 m

MANDATORY:

Each booth must have its own partitions. Exhibitors may not use the neighboring partition. Partitions overlooking neighboring booths must be clean, smooth, even or covered with white or grey wall fabric, and contain no sign of any kind. In case of non-compliance with this rule, a penalty of € 3 000 excl. VAT will be applied

OPENING ONTO AISLES

Booth must be as open as possible with a maximum amount of visibility. Any special decorations must be designed so as to keep aisles clear, without obstructing neighboring booths and allowing maximal visibility through the booths, i.e. no more than 50% of the length of each side can be closed. Transparent closing tolerated (subject to the organizer's approval). Each booth frontage opening onto an aisle must retain a maximum closure of 50% without exceeding a total of 6 continuous linear meters.

Curtains, net curtains and frosted adhesives are not considered to be opening. Only partitions no more than 1.30 m high are accepted. The General Organizer reserves the right to refuse or modify any booth project which can disturb the visibility of neighboring booths.

LIGHTING TRUSSES

Lighting trusses (without signs) must respect the height limit of 6 m.

They are permitted when independently hung over the booth structure without clearance relative to neighboring booths and the aisles. A canopy may be set up, once our safety manager approves the percentage of coverage. The booth area covered must not exceed 299 sqm, and the canopy material must be made of mesh net fabric.

SUSPENDING FROM THE ROOF STRUCTURE

Only VIPARIS technical personnel are authorized to hang items from the roof structure. Exhibitors can order the service on www.viparisstore.com before **April 18th, 2023**. The price is raised by 20% after this date.

PLEASE NOTE : NEW AND MANDATORY

Any operations to hang items from the building's structures are to be carried out uniquely by the specialized services of Viparis Paris Nord Villepinte. Only Viparis Paris Nord Villepinte technical personnel are authorized to work on the framework of the pavilions. The slings are designed to support a maximum 50-80 kg load per load suspension point, depending on the layout of your booth (including temporary loads like motors, electric cables, etc.), in accordance with the schematic diagram for the sling suspension points.

We hereby inform you of the provisions enacted by the Seine-Saint-Denis County Safety Board on the inspection of suspension elements, concerning any temporary installation using sling suspension systems requiring the exhibition park's suspension points: light bridges, wood structures, signs, etc.

The safety specifications for the Parc Paris Nord Villepinte have been changed to take account of the terms and conditions for inspecting such installations.

Consequently, it is mandatory to have the installations inspected and certified by an accredited inspection body* before going up to suspend anything. The inspector is entitled to demand to see the design note provided to the exhibition park, in order to verify the weight to be suspended. The inspection will make it possible to obtain the stability report for the installations and present it to the safety officer before the trade show opens.

To help you through these procedures, we refer you to the inspection bodies listed below, although you can appoint any inspection body that you wish:

ICE

67 route d'Orléans, 45270 Quiers sur Bezonde

Contact: Mr BEILLE DOMEQ

+33(0)6 88 88 15 91

@ pierrebdq@gmail.com

copy to ICE office: ice@ice-inspection.com

(*) Organization accredited by the Ministry of Housing and Territorial Equality. These rules are subject to change.

BOOTH DESIGN REGULATIONS & HALL DESCRIPTIONS



VU Dec. 2nd, 2022

FALSE CEILING

For the false ceiling, see document "[FIRE SAFETY REGULATIONS](#)".

BOOTH BOUNDARIES

No decorative items, furniture, signage, floor covering or light fittings

must outstrip the boundaries of the booth.

SIGNS/STRUCTURE

A sign is an openwork superstructure featuring the exhibitor's illuminated name or logo. Signs must be suspended using a hatch or riggings, or attached to the booth framework with a light frame. The sign structure may not exceed a height of 5 m from the ground, and must be set back at least at 1 m from the edges of the neighboring booth.

TETHERED BALLOONS

Authorized gas: air and helium.

The balloon must be installed within the booth boundaries and set back at least 0.5 m from the aisles and 1 m from the edges of the neighboring booth. If the balloon is inflated with helium, no helium storage bottles (empty or full) will be authorized in the hall. It is also forbidden to pressurize while the public is present in the hall. If the balloon is illuminated, its envelope must have Class C or M2 fire resistance.

ILLUMINATED SIGNS

Flashing signs and the like are not permitted. Illuminated signs are permitted, but they must not be intermittent or of a flashing nature. Nothing must be a nuisance for the neighbors.

SUSPENDING FROM THE ROOF STRUCTURE OR OTHER EXISTING STRUCTURES

The following conditions must be adhered to:

1. Obligation to use the anchorage points provided at each 3x3 grid node.
2. Obligation to use suspended trimmers in case of suspension points that are offset with respect to the node verticality, to avoid any oblique stresses.
3. Obligation to use:
 - slings;
 - cable grippers;
 - or ducted cables.
4. Obligation to limit the vertical loads directly underneath the anchorage points provided to 80 kg maximum.
5. Obligation to submit a report to the VIPARIS sling services for validation of any trimmer used, or any other arrangement used to comply with the performance obligation on the 80-kg vertical-load limit per anchorage point.
6. Obligation to submit a validated lifting plan if more than one pulley tackles are used simultaneously.
7. Obligation to comply with the double safety principle for each suspended assembly (factoring in the rupture of one of the loadsuspending components by the other load lines). The rupture of a fastening or suspending component must not cause any suspended equipment to fall.

In addition, by analogy with Type L (L57) and GEEM (Grand Equipement Exploitation Multiple, ou large-scale equipment for multiple use) (art 7), individual fastening systems that are non-repetitive and technical installations (light bridges, bleachers > 300 people, structures with mezzanines, gantries) must be inspected according to type of installation, by an organization that is accredited by the Ministry of Housing (heading A1), or by an organization accredited by the Ministry of the Interior (heading 15.4 on design/construction), and this applies whatever the activity of the event.

BOOTH DESIGN REGULATIONS & HALL DESCRIPTIONS



VU Dec. 2nd, 2022

THE HALL'S PERMANENT WALL AND COLUMN CLADDING

Permanent wall surfaces must be neither painted, drilled nor pasted on. In halls 5 & 6 the poles are wood or metal siding (<https://exhibitors.jec-world.events>)

PERMANENT FIRE HOUSE POINT (PFHP) PILLARS

PFHP are present in some pillars, indicated in the Hall 5 & 6 floor plan pillar online. A passage of 1 m must be left free in order to be able to access and use them in case of an emergency.

EXHIBITION HALL FLOORS, PILLARS AND WALLS

Pillar's wrapping is authorized up to 5m provided that the PFHP, technical boxes and other equipments remain fully accessible. Your site must be left in the state in which you found it. All refuse (carpeting, waste materials, adhesives, etc.) must be removed. Any damage noticed during breakdown will be billed to the responsible exhibitor. The cleaning contractor shown on the form can be contacted to arrange removal.

IMPORTANT: It is strictly forbidden to drill into the concrete floor of the exhibition halls.

AISLE CARPETING

Hall aisles will be covered with a blue carpet in the Hall 5 and green in hall 6. For safety reasons, the booths must be decorated in a different color from the carpet in the aisles.

UPPER FLOOR (MEZZANINE)

Exhibitors may design booths with mezzanines within the space limits defined by the exhibition safety officials.

ATTENTION: Booths with mezzanines will be charged. Please contact the sales manager in charge of your fill. At the time of inspection by the Safety Department, any space with a mezzanine must have a certificate of stability issued by an approved organization like SOCOTEC or VERITAS.

For any high-rise construction, you must contact our Safety Manager:

Cabinet GUILMIN

50, rue Gilbert-Cesbron 75017 PARIS

☎ 06 60 87 27 43

@ cabinetguilmin@gmail.com

HEALTH AND SAFETY – STORAGE AREAS AND ACCEPTABLE OVERLOADS

See layout at the website

<https://exhibitors.jec-world.events>

(Storage areas and acceptable overloads).

DAMAGES

Exhibitors are liable for any damage or deterioration to the Exhibition Center (Parc des Expositions Villepinte) that are due to their operations, from the start of set-up to the end of dismantling. Reminder: the exhibitor is responsible for all companies working for them (including booth builders/suppliers). Any damage to the Exhibition Center will be billed directly to the exhibitor, whether it was caused by the booth builder staff or by someone else. Please inform your booth builders, suppliers and/or carrier.

EXHIBITED WORKING MACHINES AND APPLIANCES

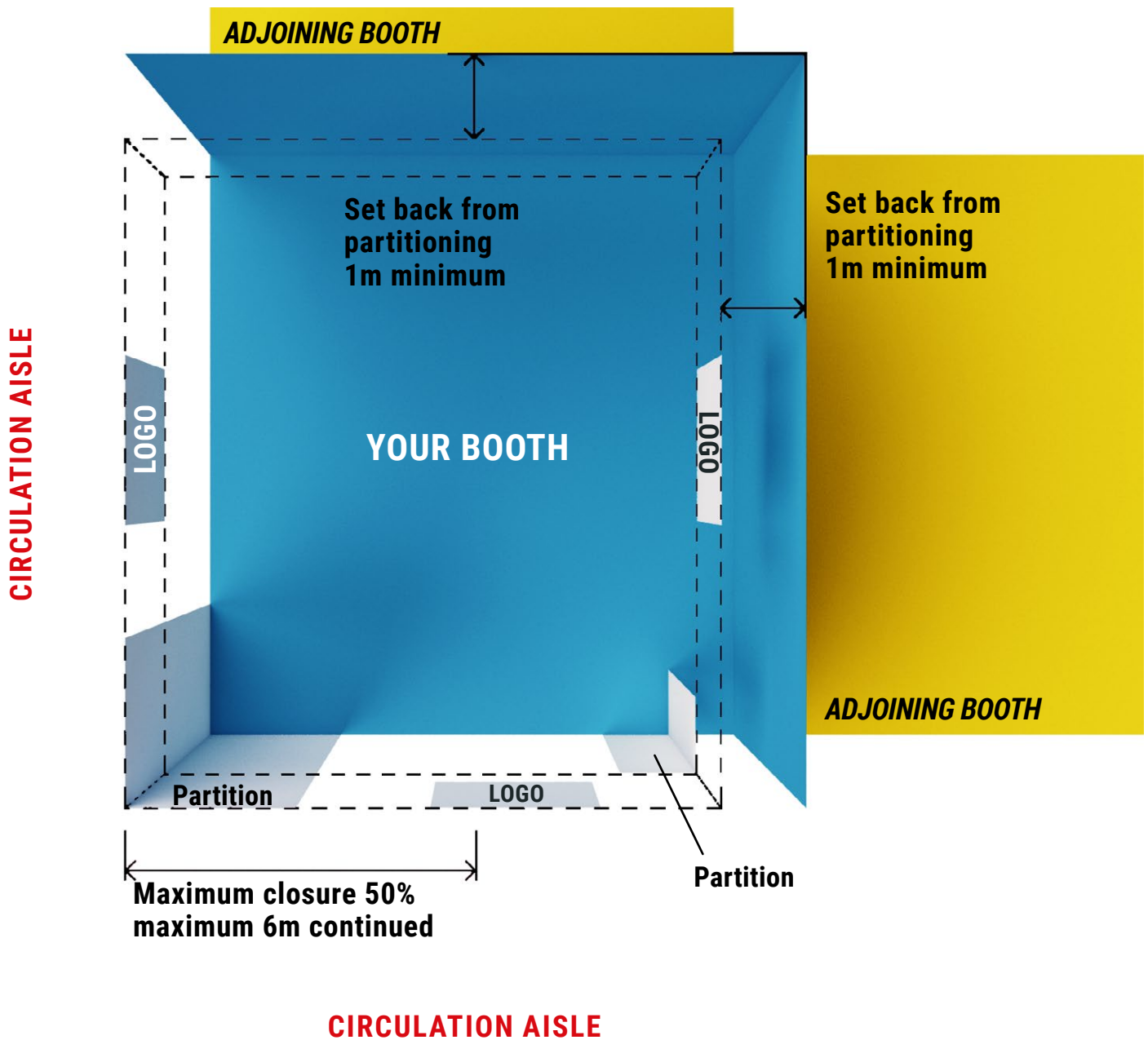
Noisy equipment or sound systems may be used no more than 15 min per hour and on condition that they do not disturb neighbors (80 dB maximum). These must be declared to **JEC WORLD 2023** for analysis of the risks generated and to determine any specific security measures (see online form "[EXHIBIT WORKING MACHINES AND APPLIANCES](#)").

NOISE POLLUTION – MUSIC

If you use music on your booth or create noise on your booth, the volume has to be low enough to avoid disturbing your neighbors. Otherwise, the Organizer reserves the right to stop any noise pollution created by the exhibitor. Moreover, if music is used, the exhibitor must submit a statement to the Society of Authors, Composers and Publishers of Music (SACEM) for copyright purposes before the exhibition opening, and if applicable, pay for authorization to use the music during the exhibition. The Organizer might ask for proof of authorization to use the music. Exhibitors who fail to submit the statement might receive a fine.

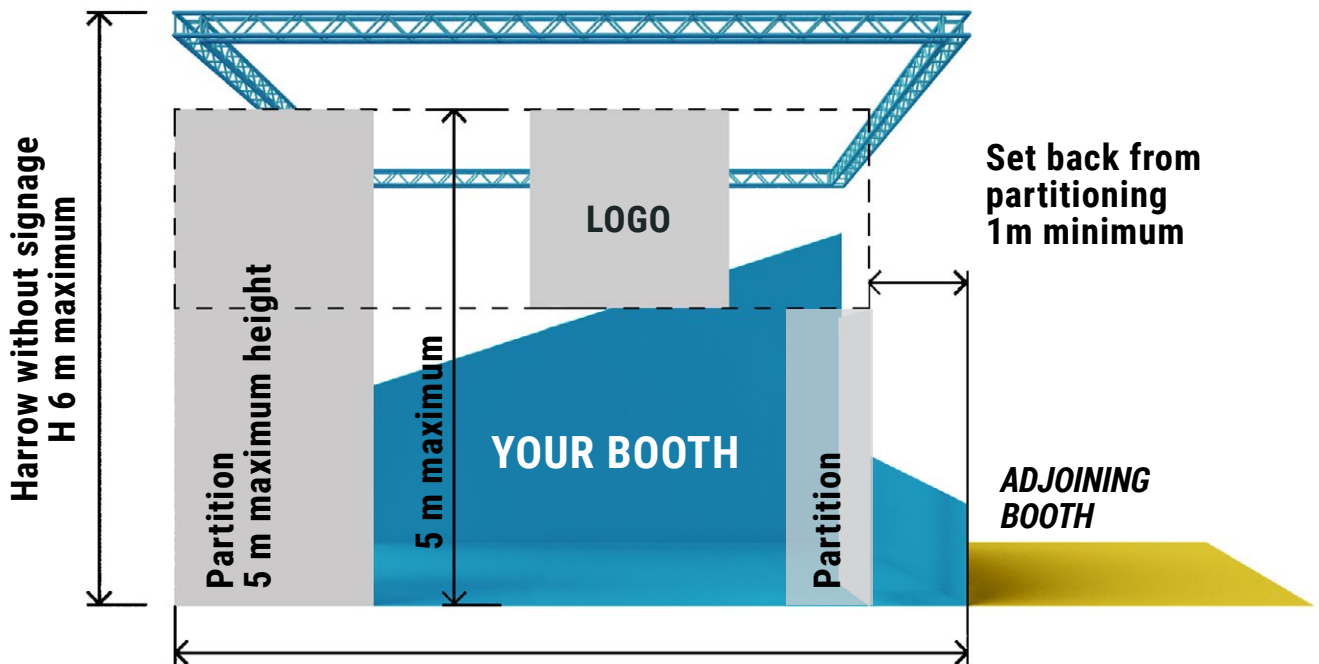

BOOTH DESIGN REGULATIONS & HALL DESCRIPTIONS

VIEW FROM ABOVE



BOOTH DESIGN REGULATIONS & HALL DESCRIPTIONS

FRONT VIEW



Maximum closure 50% maximum 6m continued

CIRCULATION AISLE